



PLEASE READ AND FOLLOW ALL WARNINGS



FLORIDA PNEUMATIC

FP-750K

1/4" Die Grinder Combo Kit

Read Operating Instructions

Always become familiar with all the instructions and warnings before operating any power tool.

Always Wear Approved Eye Protection

Impact resistant eye protection should meet or exceed the standards as set forth in the United States ANSI Z87.1, Occupational and Educational Eye and Face Protection. Look for the marking Z87.1 on your eye protection to insure that it is an approved style. For further information, ANSI Z87.1, Occupational and Educational Eye and Face Protection, is available from the American National Standards Institute, Inc., 11 West 42nd Street, New York, NY 10036.

Hearing Protection is Recommended

Hearing protection should be used when the noise level exposure equals or exceeds an 8 hour time-weighted average sound level of 85 dBA. Process noise, reflective surfaces, other tools being operated nearby, all add to the noise level present in your work area. If you are unable to determine your noise level exposure, we recommend the use of hearing protection.

Avoid Prolonged Exposure to Vibration

Tools can vibrate during use. Prolonged exposure to vibration or very repetitive hand and arm movements, can cause injury. Stop using any tool if discomfort, tingling feeling or pain occurs. You should consult your physician before resuming use of the tool.

90 PSIG Maximum

This tool is designed to operate at

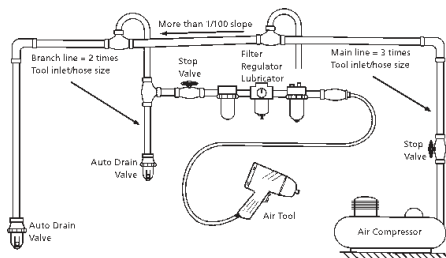
an air pressure of 90 pounds per square inch gauge pressure (90 PSIG) maximum, at the tool. Use of higher air pressure can, and may cause injury. Also, the use of higher air pressure places the internal components under loads and stresses they were not designed for, causing premature failure. The air supply should be clean and dry, preferably lubricated. For best results, drain the moisture from your compressor daily.

WARNING:

Some dust created by power sanding, sawing, grinding, drilling, and other construction activities contains chemicals known to cause cancer, birth defects or reproductive harm. Some examples of these chemicals are:

- Lead from lead-based paints
- Crystalline silica from bricks, cement and other masonry products
- Arsenic and chromium from chemically treated lumber

Your risk from these exposures varies, depending on how often you do this type of work. To reduce your exposure to these chemicals, work in a well-ventilated area and work with approved safety equipment such as those dust masks that are specially designed to filter out microscopic particles.



- 22,000 RPM
- Heavy Duty Bearings & Spiral Gear Drive
- Compact Design
- Rear Exhaust
- Comfort Grip

devices as furnished by the manufacturer. Where an air tool is modified or altered, the modifier shall provide the safeguards to enable it to be safely used in the operations intended and to comply with any applicable provisions as contained in CAGI B186.1-2009.

Safety Instructions

The following instructions are furnished as general guidelines for use of your pneumatic tool. They cannot comprehensively cover all possible or conceivable uses of the subject tool. For additional information on the safe use of air tools, we advise you to obtain a copy of CAGI B186.1-2009 Safety Code for Portable Air Tools, available from the following source: COMPRESSED AIR AND GAS INSTITUTE 1300 Sumner Avenue Cleveland, OH 44115-2851 Ph: 216-241-7333 www.cagi.org OR from Florida Pneumatic Manufacturing Corp. 851 Jupiter Park Lane Jupiter, FL 33458 561-744-9500 www.florida-pneumatic.com The use of the word "shall" in the following instructions, indicates that adherence to the particular requirement is necessary to conform to CAGI B186.1-2009.

Tool Application and Usage

Portable tools shall be used only for the purposes intended in their design and within the capacity for which they were intended and rated. It shall be the tool owner's and/or employer's responsibility to instruct each operator in the safe use of the tool. Tools shall not be used without guards and safety

Tool Installation

Pressure regulators shall be used to limit air pressure to the rated pressure where the supply pressure exceeds the tool's rated pressure. Air hoses and lines shall be relieved of compressed air before being disconnected or disjoined, unless there is automatic valve closing protection at the joint being separated. Synthetic lubricants which can cause deterioration of elastomer seals shall not be used in air systems of air tools.

Tool Maintenance

It shall be the tool owner's and/or employer's responsibility to assure that tools are maintained in a safe operating condition. Tool maintenance and repair shall be performed by authorized, trained, competent personnel. Tools shall be disconnected from their compressed air supply before repairs are attempted. Repairs shall be consistent with the manufacturer's recommended procedures. Tool, hoses and fittings shall be replaced if unsuitable for safe operation. It shall be the tool owner's and/or employer's responsibility to keep required rating markings and warnings on the tool in legible condition.

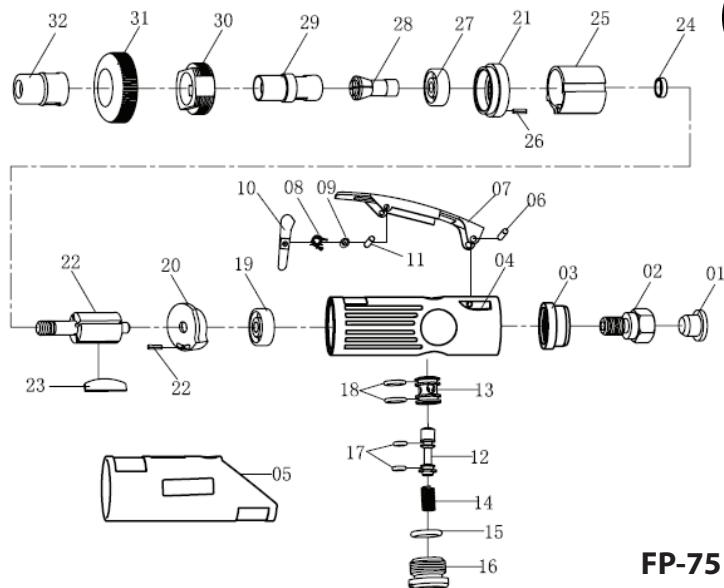
Universal Tool a Division of Florida Pneumatic Manufacturing Corporation
851 Jupiter Park Lane, Jupiter, Florida 33458
Toll Free 1-800-327-9403

Read these instructions carefully before attempting to install, operate or service this Florida Pneumatic product. Failure to comply with the instructions could result in personal injury and/or property damage! Retain these instructions for future reference.

FPMC

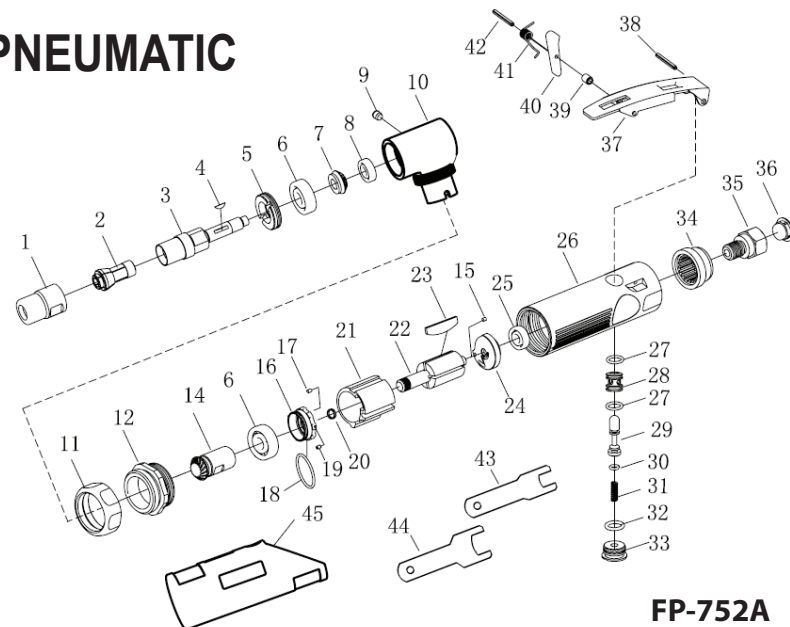


FLORIDA PNEUMATIC



FP-751A

Ref	Part #	Description	Qty	Ref	Part #	Description	Qty
1	9248111	Plastic Plug	1	17	932807A	O Ring	2
2	932801	Air Inlet Bushing	1	18	932806A	O Ring	2
3	932802	Muffler	1	19	932811	Bearing	1
4	932803CH	Housing	1	20	932812	Rear End Plate	1
5	932801FP	Handle Grip	1	21	932817	Front End Plate	1
6	932704	Trigger Spring Pin	1	22	932814	Rotor	1
7	932805A	Trigger	1	23	932815	Rotor Blade	1
8	932805C	Safety Lever Spring	1	24	932816	Washer	1
9	932805D	Washer	1	25	932813	Cylinder	1
10	932805E	Safety Trigger Lever	1	26	932817A	Retaining Pin	1
11	932805F	Safety Lever Pin	1	27	9328181	Bearing	1
12	9328071	Valve Stem	1	28	932822B	1/4" Collect	1
13	932806	Air Valve Body	1	29	932819	Tube	1
14	932808	Spring	1	30	932820	Lock Nut	1
15	932810A	O Ring	1	31	932821	Clamp Nut	1
16	9328101	Regulator Screw	1	32	932823	Collect Nut	1



FP-752A

Ref #	Part #	Description	Qty	Ref #	Part #	Description	Qty
1	932823	Collect Nut	1	24	9471520	Rear End Plate	1
2	932822B	1/4" Collet	1	25	9471524	Bearing	1
3	932307	Work Spindle	1	26	932303FP	Housing	1
4	932309	Key	1	27	932806A	O Ring	1
5	9323111	Nut	1	28	932806	Air Valve Body	1
6	9328181	Ball Bearing	2	29	9328071	Valve Stem	1
7	932308	Driven Gear	1	30	932807A	O Ring	1
8	9328111	Bearing	1	31	932808	Spring	1
9	94715331	Grease Fitting	1	32	932810A	O Ring	1
10	9323011	Right Angle Head	1	33	9328101	Regulator Screw	1
11	9471532	Clamp Nut	1	34	932802	Muffler	1
12	9471530	Lock Nut	1	35	932801	Air Inlet Bushing	1
14	932305	Driving Gear	1	36	9248111	Plastic Plug	1
15	9471522	Retaining Pin	1	37	932805A	Trigger	1
16	9471521	Front End Plate	1	38	932704	Trigger Spring Pin	1
17	932817A	Retaining Pin	1	39	932805D	Washer	1
18	9471523	O Ring	1	40	932805E	Safety Trigger Lever	1
19	9471521A	Retaining Pin	1	41	932805C	Safety Lever Spring	1
20	9471525	Washer	1	42	932805F	Safety Lever Pin	1
21	9471531	Cylinder	1	43	9471572	Wrench (17mm)	1
22	9471534	Rotor	1	44	9471571	Wrench (11mm)	1
23	9328151	Rotor Blade	4	45	932801FP	Handle Grip	1

Description	Model No.	Free Speed RPM	Collet/Chuck Size (in.)	Motor HP	Weight (lbs.)	Length (in.)	Air Inlet (NPT)	Rec. Hose Size (in.)	Rec. Air Pres.	Air Cons. (cfm)
1/4" Die Grinder Combo Kit	FP-750K	22,000	1/4	1/3	1-1/9	6	1/4	3/8" I.D.	90 psi	4

Limited Warranty

Florida Pneumatic Manufacturing Corporation warrants its tools to be free from defects in materials and workmanship. Tools thought to be defective should be returned to the factory, or an authorized service center, transportation charges prepaid, for examination and consequent repair or replacement. This warranty does not cover damage to tools arising from alteration, abuse, or use for other than their intended purpose and does not cover any repairs or replacement made by anyone other than Florida Pneumatic Manufacturing Corporation or its authorized repair stations. The duration of the Warranty and any other Warranty, including, but not limited to, any implied Warranty of merchantability is expressly limited to two years beginning from the date of the delivery to the original user. The obligation of Florida Pneumatic Manufacturing Corporation under any Warranty, express or implied, is limited solely to the repair or replacement at its factory or authorized repair station of any part which shall prove defective.